




HP Integrity rx2660 Server on HP-UX 11i v3 achieves leadership SPECjbb2005 results in Unix 4-Core Class

HP-ux11i v3

The new HP Integrity rx2660 Server



Delivers exceptional performance for Java Enterprise Application Servers

The new HP Integrity rx2660 Server, with Dual-Core Intel® Itanium® 2 processors on the new HP-UX 11i v3, debuts with Unix leadership 4-core SPECjbb2005 performance result of 80,884 BOPS¹. The result is obtained using HP HotSpot 1.5 Server VM for Itanium 2.

The HP Integrity rx2660 entry-class server is an ideal platform for demanding enterprise applications, and is particularly suited for workload consolidation and virtualization. It offers superior performance, performance/watt, and price/performance when compared to competitive offerings.

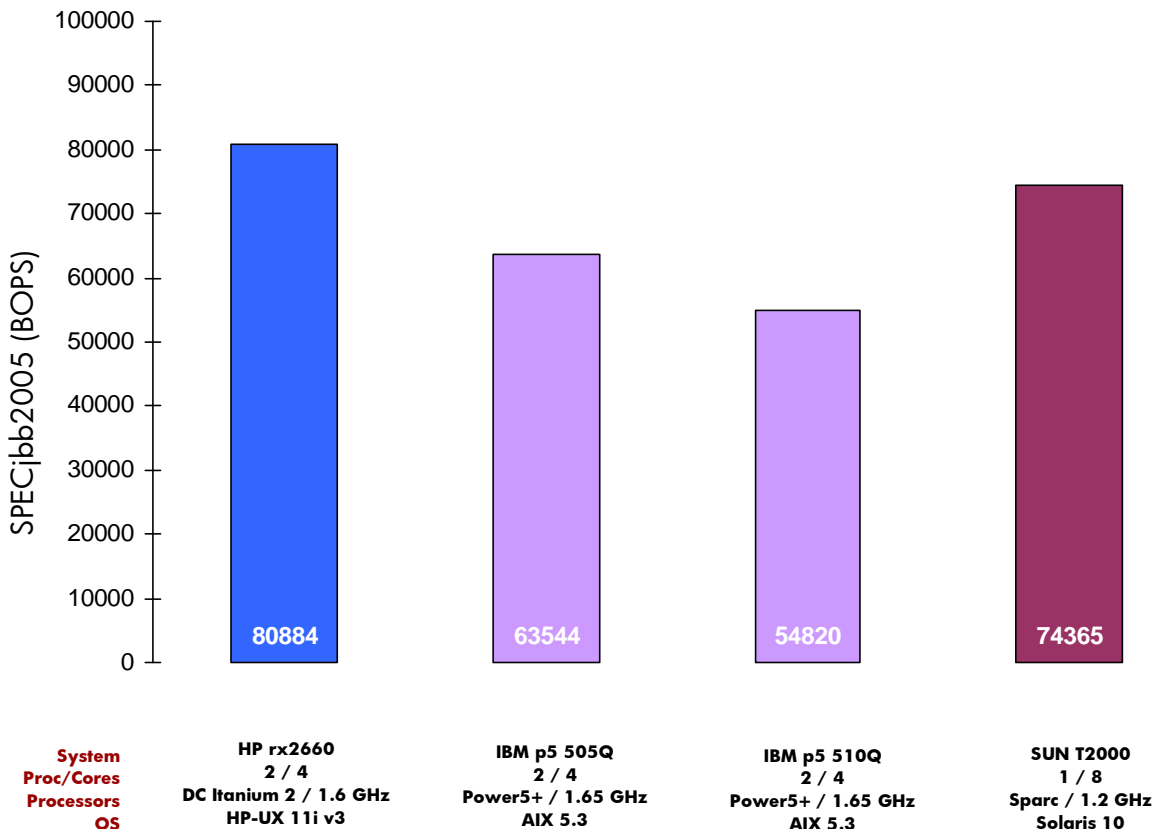


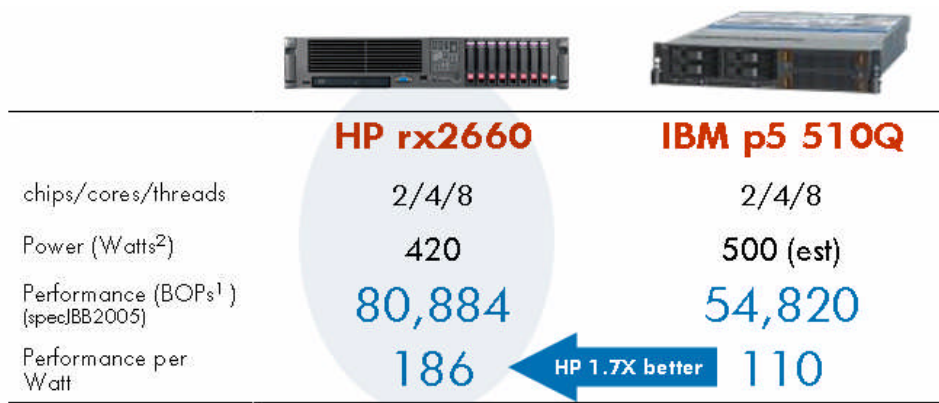
Figure 1. The HP Integrity rx2660 Server delivers leadership Unix 4-Core SPECjbb2005 result.



System Configuration	BOPS ¹	Comment
HP Integrity rx2660	80,884	Best BOPS¹ on any Unix 4-Core configuration!
IBM p5 505Q	63,544	The rx2660 solution is 27% faster.
IBM p5 510Q	54,820	The rx2660 solution is 48% faster.
SUN Fire T2000	74,365	The rx2660 single-node solution is 9% faster using half the number of cores.

Table 1. The HP Integrity rx2660 Server compared to 4-Core and 8-Core Unix SPECjbbServer2005 benchmark configurations.

HP Integrity rx2660 Server: performance rich, energy thrifty



Customers win with HP rx2660

50% more performance

70% more performance per Watt

Figure 2. The HP Integrity rx2660 Server delivers price performance and price performance per watt benefits over IBM p5 510Q.

¹ Business Operations Per Second (BOPS), which is the measurement for the SPECjbb2005 benchmark.

² System watts: 80% of the max IBM wattage reported

ftp://ftp.software.ibm.com/common/ssi/rep_sp/n/PSB01628USEN/PSB01628USEN.PDF. HP measured powered consumption during benchmark.

About SPEC

SPECjbb2005 is a trademark of the Standard Performance Evaluation Corp (SPEC). Competitive numbers shown reflects results published on <http://www.spec.org> as of February 15, 2007. For the latest SPECjbbServer2005 results, visit <http://www.spec.org/jbb2005/>. A full disclosure report describing these benchmark results has been filed with the Standard Performance Evaluation Corporation (SPEC). This report describes the benchmark HW and SW configuration in detail. Similar reports from other vendors are the source of the comparisons provided above. Summaries of all tests are published by the SPEC and on the Internet on the SPEC's World Wide Web Server. With these benchmarks, customers can objectively compare the performance of different vendors' servers in specific areas.

© 2007 Hewlett-Packard Company. The information contained herein is subject to change without notice. The only warranties for HP products and services are set forth in the express warranty statements accompanying such products and services. Nothing herein should be construed as constituting an additional warranty. HP shall not be liable for technical or editorial errors or omissions contained herein. Microsoft and Windows are U.S. registered trademarks of Microsoft Corporation. Intel and Xeon are trademarks or registered trademarks of Intel Corporation or its subsidiaries in the United States and other countries.